

# The GPI+

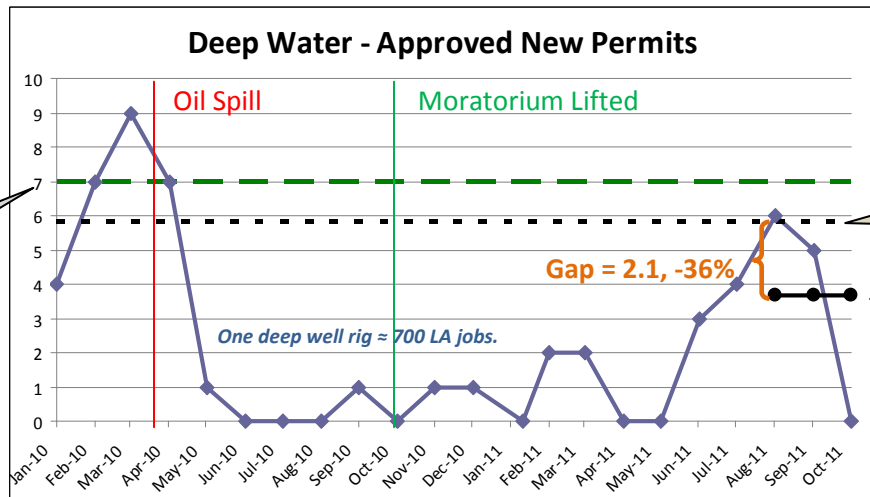
## The Gulf Permit Index: A Report on New Well Permit Issuance and Plan Approvals from BOEMRE

The GPI+ is provided by GNO, Inc., and its parish partners<sup>1</sup> in collaboration with the Business Council of New Orleans & the River Region, Jefferson Business Council, and Northshore Business Council

### GPI+ as of October 11, 2011

#### Deep Water Permits

Over the past three months, an average of 3.7 deep water permits are being issued per month, representing a decrease of 36% from the monthly average observed in the year prior to the oil spill, and a decrease of 47% from the historical monthly average of 7.0 new deep water well permits.



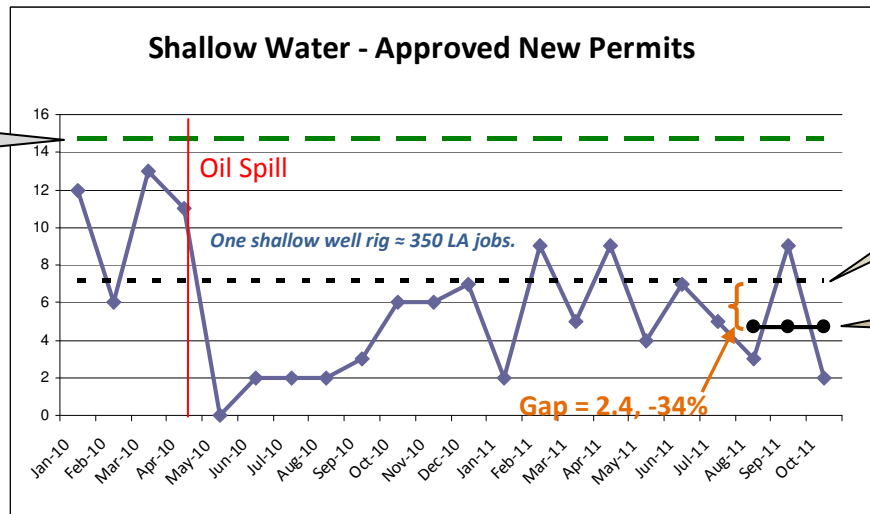
3-Year Historical Avg. = 7.0/mo.

Year Prior to Oil Spill Avg. = 5.8/mo.

Three-Month Trailing Avg. = 3.7/mo.

#### Shallow Water Permits

Over the past three months, an average of 4.7 shallow water permits are being issued per month, representing a decrease of 34% from the monthly average observed in the year prior to the oil spill, and a decrease of 68% from the historical monthly average of 14.7 new shallow water well permits.



3-Year Historical Avg. = 14.7/mo.

Year Prior to Oil Spill Avg. = 7.1/mo.

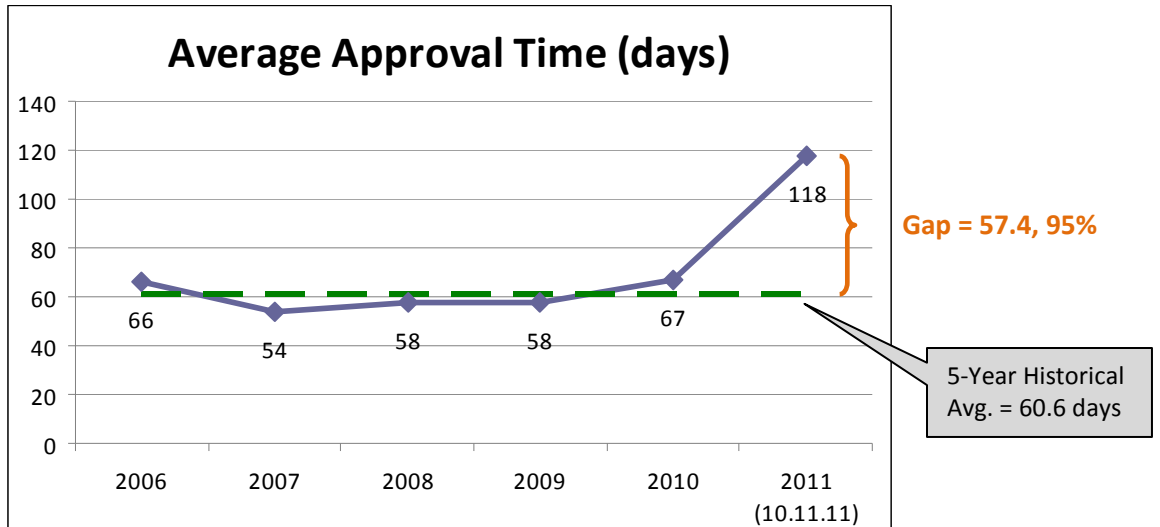
Three-Month Trailing Avg. = 4.7/mo.

# The GPI+

GPI+ as of October 11, 2011

## Plans

In 2011, the average approval time for a plan is 118 days, representing an increase of 95% from the historical average of 60.6 days. Since the oil spill, all deepwater plans that include any type of drilling activity must undergo an environmental assessment (EA) process; for deepwater plans requiring EAs in 2011, the average approval time is 227 days, significantly higher than the overall average approval time.



In 2011, 52% of plans submitted to BOEMRE are being approved, representing a difference of 29% from the historical 73.4% approval rate. The low approval rate in 2010 is largely due to the moratorium which existed from May 31 to October 12, 2010.

